

---

## SILICON LOW VOLTAGE HYPERABRUPT VARACTOR DIODES

---

ZV950V2, ZV952V2, ZV953V2, ZMDC953, FSD273

### Device Description

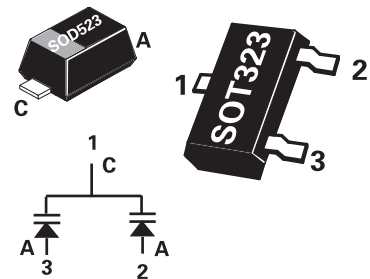
A range of silicon varactor diodes for use in frequency control and filtering. Featuring closely controlled CV characteristics, low voltage operation and high Q. Low reverse current ensures very low phase noise performance. These parts can be used with control voltages from 0.5V to 2.5V, making them ideal for 3 volt systems. Available in miniature surface mount packages.

### Features

- Close tolerance C-V characteristics
- Tuning from 0.5 to 2.5 Volts to suit 3 volt systems
- Low  $I_R$  (typically 10pA)
- Excellent phase noise performance
- High Q at low voltage
- Miniature surface mount packages
- Band selection for DAB applications - FSD273

### Applications

- VCXO and TCXO
- Wireless communications
- Pagers
- Mobile radio
- Digital Radio receivers



## 950 series

### TUNING CHARACTERISTICS at $T_{amb} = 25^{\circ}\text{C}$

PART	CAPACITANCE pF $V_R=0.5\text{V}$ , $f=1\text{MHz}$	CAPACITANCE pF $V_R=1.5\text{V}$ , $f=1\text{MHz}$		CAPACITANCE RATIO $C_{0.5} / C_{2.5}$ $f=1\text{MHz}$	Minimum Q $V_R=0.5\text{V}$ $f=50\text{MHz}$
	Min	Min	Max	Min	
ZV950V2	9.5	6.3	7.8	2.0	250
ZV952V2	19	12.7	15.7	2.0	250
ZV953V2	45	30	37	2.0	200
ZMDC953(DUAL)	45	30	37	2.0	250

ZMDC953 is available banded to tighter capacitance range. This product has the order code FSD273TA. Measured at  $V_R=1.5\text{V}$  the bands are

Band A = 30.0 to 32.5

Band B = 32.3 to 34.7

Band C = 34.5 to 37.0

Product is supplied in reels. A banded reel will only contain a single band. Shipments containing several reels may have reels in different bands. It is not possible to supply a specific band as processing affects which bands are available

### ABSOLUTE MAXIMUM RATINGS

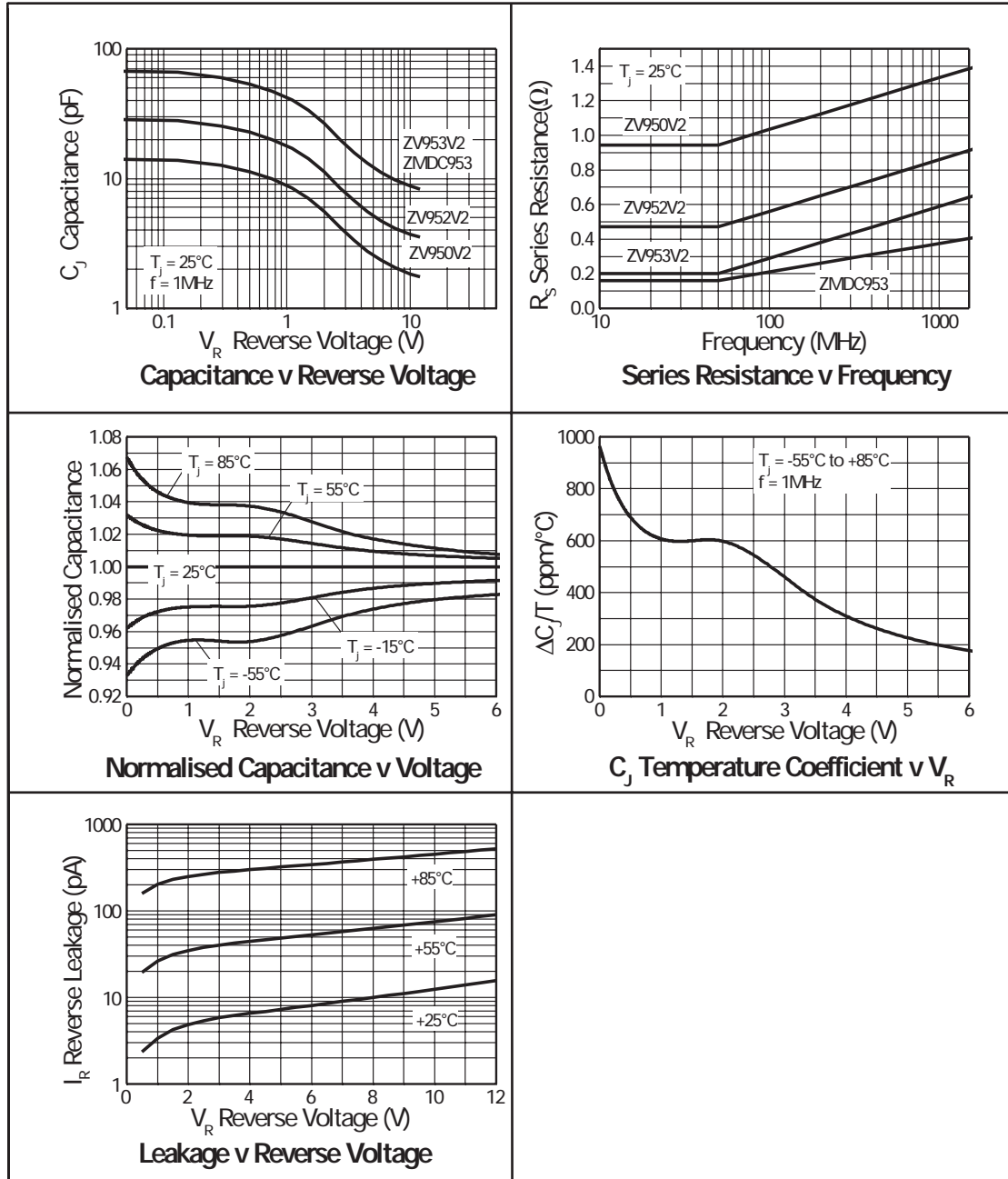
PARAMETER	SYMBOL	MAX	UNIT
Reverse voltage	$V_R$	12	V
Forward current	$I_F$	100	mA
Power dissipation at $T_{amb} = 25^{\circ}\text{C}$ SOD523	$P_{tot}$	250	mW
Power dissipation at $T_{amb} = 25^{\circ}\text{C}$ SOT323	$P_{tot}$	300	mW

### ELECTRICAL CHARACTERISTICS at $T_{amb} = 25^{\circ}\text{C}$

PARAMETER	CONDITIONS	MIN.	TYP.	MAX.	UNIT
Reverse breakdown voltage	$I_R = 10\mu\text{A}$	12			V
Reverse voltage leakage	$V_R = 8\text{V}$		0.010	20	nA


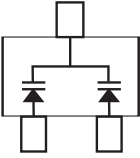
## 950 series

### TYPICAL CHARACTERISTICS



## 950 series

### ORDER CODES AND PART MARKING

SOD523		SOT323		
				
ORDER CODE	PART MARK	ORDER CODE	PART MARK	
ZV950V2TA	50			
ZV952V2TA	52			
ZV953V2TA	53	ZMDC953TA	54	
		FSD273TA	55	Band A
		FSD273TA	56	Band B
		FSD273TA	57	Band C

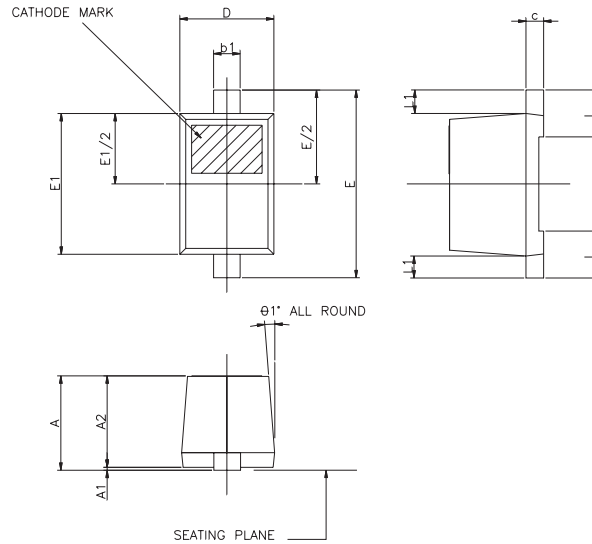
FSD273 is a band selected version of the ZMDC953. Product is supplied in reels containing a single capacitance band. Shipments of several reels may contain reels of different bands. It is not possible for customers to specify a particular band, because availability is process dependent.

### TAPE AND REEL INFORMATION

REEL CODE	REEL SIZE	TAPE WIDTH	QUANTITY PER REEL
TA	7 inch (180mm)	8mm	3000

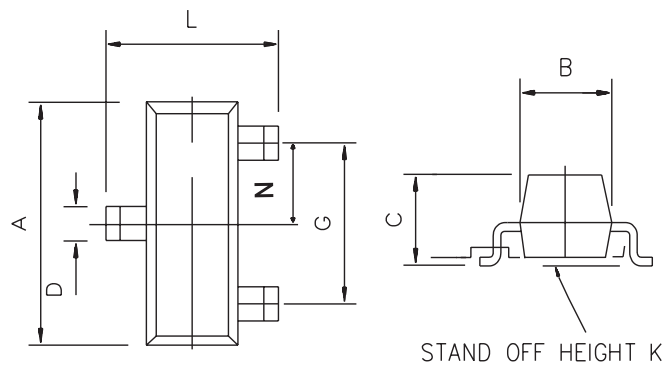
## 950 series

### SOD523 PACKAGE DIMENSIONS



	MILLIMETRES	
	MIN.	MAX
A	—	0.800
A1	0.000	0.100
A2	0.600	0.800
b1	0.160	0.300
c	0.080	0.220
D	0.700	0.900
E	1.500	1.700
E1	1.100	1.300
L	0.200	0.400
L1	0.170	0.230
θ1°	4°	10°

### SOT323 PACKAGE DIMENSIONS



DIM	Millimetres		Inches	
	MIN	MAX	MIN	MAX
A	1.8	2.2	0.071	0.087
B	1.15	1.35	0.045	0.053
C	0.8	1.0	0.031	0.039
D	0.2	0.4	0.008	0.016
F	0.1	0.25	0.004	0.01
G	1.2	1.4	0.047	0.055
K	-	0.1	-	0.004
L	2.0	2.2	0.079	0.087
N	0.60	0.70	0.023	0.028

## 950 series

© Zetex plc 2001

Zetex plc Fields New Road Chadderton Oldham, OL9 8NP United Kingdom Telephone (44) 161 622 4422 Fax: (44) 161 622 4420	Zetex GmbH Streitfeldstraße 19 D-81673 München  Germany Telefon: (49) 89 45 49 49 0 Fax: (49) 89 45 49 49 49	Zetex Inc 700 Veterans Memorial Hwy Hauppauge, NY11788  USA Telephone: (631) 360 2222 Fax: (631) 360 8222	Zetex (Asia) Ltd 3701-04 Metroplaza, Tower 1 Hing Fong Road Kwai Fong Hong Kong Telephone: (852) 26100 611 Fax: (852) 24250 494
--	--	---	---

These offices are supported by agents and distributors in major countries world-wide.

This publication is issued to provide outline information only which (unless agreed by the Company in writing) may not be used, applied or reproduced for any purpose or form part of any order or contract or be regarded as a representation relating to the products or services concerned. The Company reserves the right to alter without notice the specification, design, price or conditions of supply of any product or service.

For the latest product information, log on to [www.zetex.com](http://www.zetex.com)



ISSUE 2 - MAY 2002