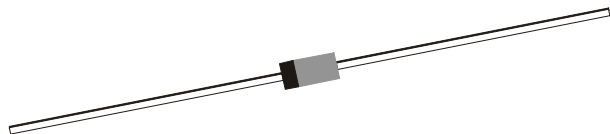


HIGH SPEED SILICON SWITCHING DIODE

IN914, B

**IN916
250mW**

**DO- 35
Glass Axial Package**



FEATURES

Intended for General Purpose Application.

ABSOLUTE MAXIMUM RATINGS (Ta=25°C unless specified otherwise)

DESCRIPTION	SYMBOL	VALUE	UNIT
Reverses Voltage (Continuous)	V_R	75	V
Repetitive Peak Reverse Voltage	V_{RRM}	100	V
Average Forward Current			
$T_A = 25^\circ\text{C}$	$I_F (AV)$	75	mA
$T_A = 150^\circ\text{C}$	$I_F (AV)$	10	mA
Forward Current (D.C.)	I_F	75	mA
Repetitive Peak Forward Current	I_{FRM}	225	mA
Non Repetitive Peak Surge Current			
$tp=1\text{sec}$	I_{FSM}	500	mA
Power Dissipation	P_{tot}	250	mW
Storage Temperature	T_{stg}	-65 to +200	°C
Operating ambient Temperature	T_{amb}	-65 to +175	°C

ELECTRICAL CHARACTERISTICS (Ta=25°C unless specified otherwise)

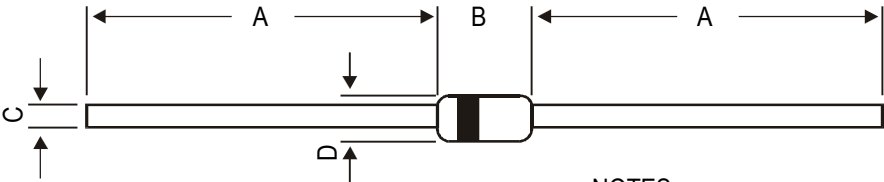
DESCRIPTION	SYMBOL	TEST CONDITION	MIN	TYP	MAX	UNIT
Forward Voltage	V_F					
	IN914/916	$I_F=10$			1.0	V
	1N914B	$I_F=100\text{mA},$			1.0	V
		$I_F=5\text{mA},$	0.62		0.72	V
Reverse Breakdown Voltage	$V_{(BR)R}$	$I_R=100\mu\text{A}$	100			V
Reverse Current	I_R	$V_R= 20\text{V}$			25	nA
		$V_R= 75\text{V}$			5	μA
		$V_R= 20\text{V}, T_J=150^\circ\text{C}$				
Diode Capacitance	C_d	$V_R=0, f=1\text{MHz}$			2.5	pF
Reverse Recovery Time	t_{rr}	$I_F=10\text{mA}$ to $I_R=10\text{mA}$			8	ns
		$R_L=100\ \Omega$				
		Measured at $I_R=1\text{mA}$				
		$I_F=10\text{mA}$ to $I_R=60\text{mA}$			4	ns
		$R_L=100\ \Omega$				
		Measured at $I_R=1\text{mA}$				

IN914, B

IN916
250mW

DO- 35
Glass Axial Package

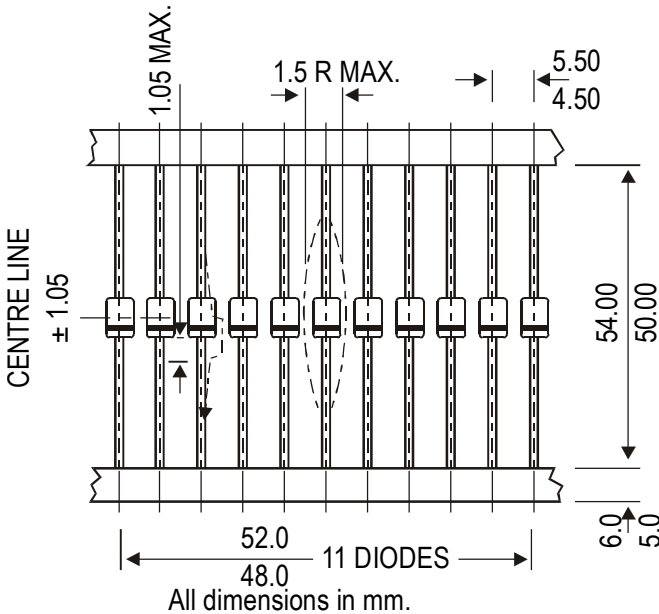
DO-35 Glass Axial Package



- NOTES
1. Cathode is marked by Band.
 2. All dimensions are in mm.

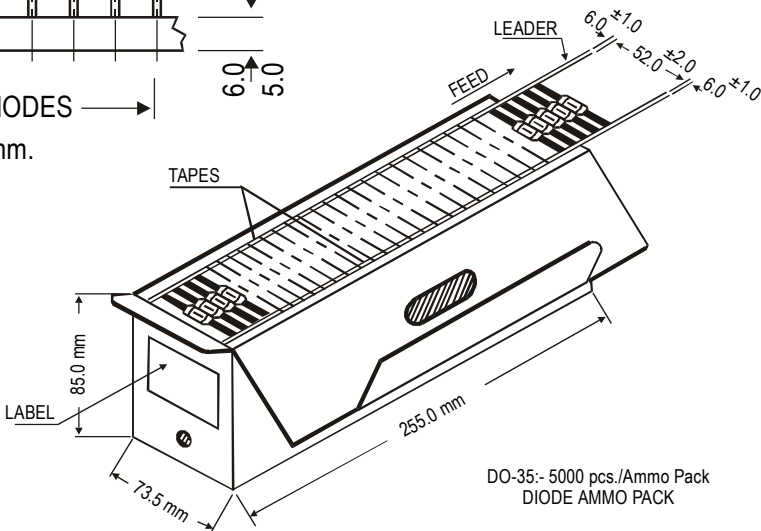
DIM	MIN	MAX
A	25.40	—
B	3.03	4.44
C	0.46	0.56
D	1.52	2.29

DO-35, 52mm Taping Specification



52 mm Taping Specification

1. T & A indicates Axial Tape & Ammo packing (52 mm Tape Spacing).
2. 300 mm (min) leader tape on every spool.
3. No. of empty places allowed 0.25% without consecutive empty places.
4. Ends of leads shall preferably not protrude beyond the tapes.
5. Components shall be held sufficiently in the tape or tapes so that they can not come free in normal handling.



st also available in 26 mm Tape and Ammo Pack

Packing Detail

PACKAGE	STANDARD PACK		INNER CARTON BOX		OUTER CARTON BOX		
	Details	Net Weight/Qty	Size	Qty	Size	Qty	Gr Wt
DO-35 T&A	5K/ammo box	0.88 kg/5K pcs	10" x 3.5" x 3.5"	5K	12.7" x 12.7" x 20"	125K	25 kgs