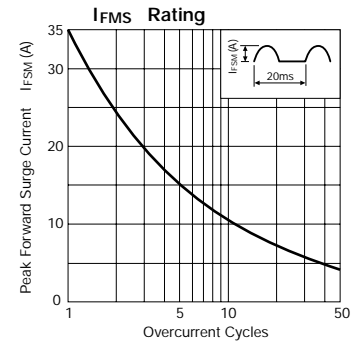
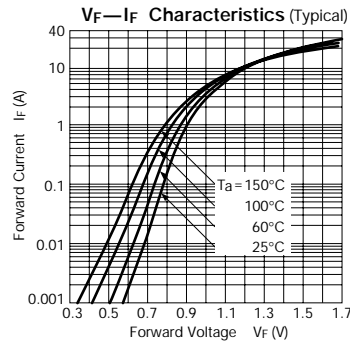
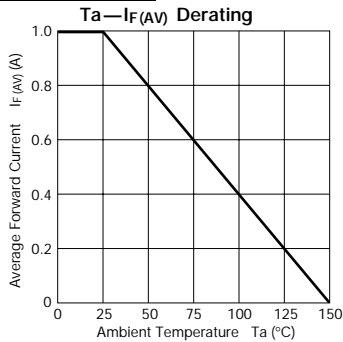


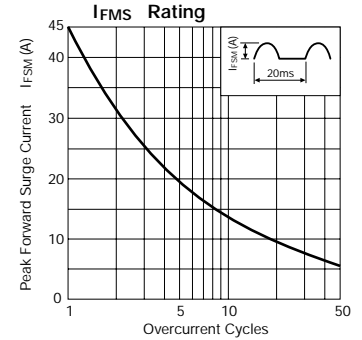
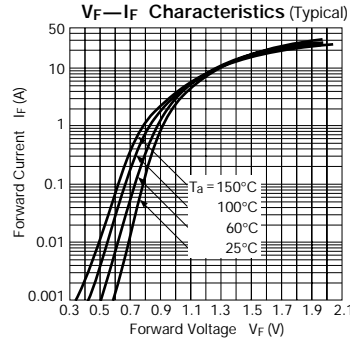
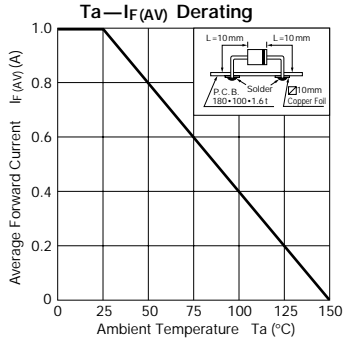
Rectifier Diodes

Parameter Type No.		Absolute Maximum Ratings					Electrical Characteristics (Ta = 25°C)					Others	
		VRM (V)	IF (AV) (A)	IFSM (A)	TJ (°C)	Tstg (°C)	VF (V)		IR (μA)	IR (H) (μA)	Rth (j-ℓ)	Mass	Fig
				50Hz Half-cycle Sinewave Single Shot			max	IF (A)	VR = VRM max	VR = VRM Ta = 100°C max	(°C/W)	(g)	
AM01Z	200	1.0	35	-40 to +150	0.98	1.0	10	50	22	0.13	Ⓐ		
AM01	400												
AM01A	600												
EM01Z	200	1.0	45		0.97	1.0							
EM01	400												
EM01A	600												
EM 1Y	100	1.0	45		0.97	1.0	17	0.3	Ⓒ				
EM 1Z	200												
EM 1	400												
EM 1A	600												
EM 1B	800												
EM 1C	1000												
							20	100					

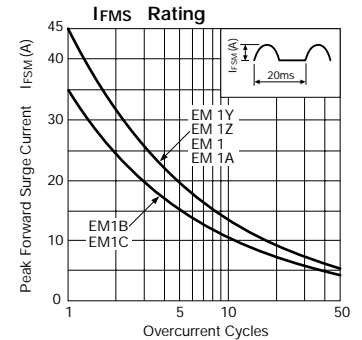
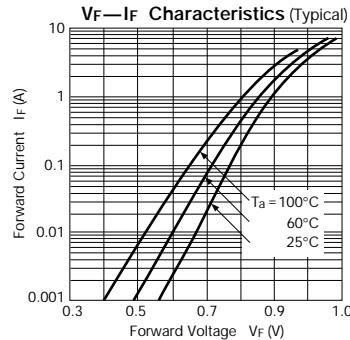
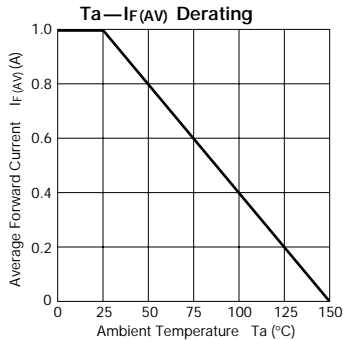
AM01 series



EM01 series



EM 1 series



External Dimensions

(Unit: mm)

Flammability:
UL94V-0 or Equivalent

