SCL4019B

QUAD AND-OR SELECT GATE

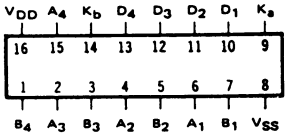

STATIC CHARACTERISTICS: (V_{SS} = 0 V)

PARAMETER	CONDITIONS	V_{DD} (Vdc)	T_{LOW}* MIN	T_{LOW}* MAX	+25°C MIN	+25°C TYP	+25°C MAX	T_{HIGH}** MIN	T_{HIGH}** MAX	UNIT
QUIESCENT DEVICE CURRENT I_{DD}	V_{IN} = V_{SS} OR V_{DD}	5		1		0.005	1		30	μAdc
		10		2		0.01	2		60	
		15		4		0.02	4		120	

Note: *T_{LOW} = -55°C for C / H devices, -40°C for E / S devices, **T_{HIGH} = +125°C for C / H devices, +85°C for E / S devices.

DYNAMIC CHARACTERISTICS: (C_L = 50pF, T_A = 25°C)

PARAMETER	V_{DD} (Vdc)	MINIMUM	TYPICAL	MAXIMUM	UNIT
PROPAGATION DELAY TIME t_{PLH}, t_{PHL} (FROM ANY INPUT)	5		150	300	ns
	10		60	120	
	15		50	100	
OUTPUT TRANSISTION TIME t_{TLH}, t_{THL}	5		100	200	ns
	10		50	100	
	15		40	80	

LOGIC DIAGRAM

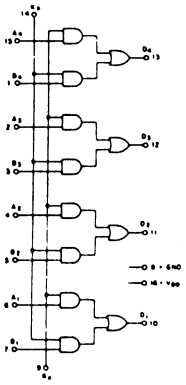

DIE DRAWING

SCL4019B
56 x 86 mils

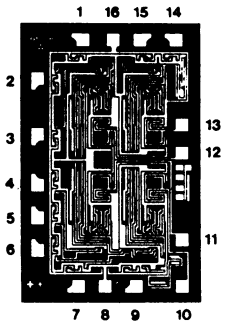

Note: Refer to "SCL4000B SERIES FAMILY SPECIFICATIONS" for remaining Dynamic & Static Characteristics, and, for recommended and maximum operating conditions.