

Plug-In

# Power Splitter/Combiner

PSC-2-1-75A

2 Way-0° 75Ω 1 to 200 MHz



CASE STYLE: A06  
PRICE: \$17.70 ea. QTY. (1-9)

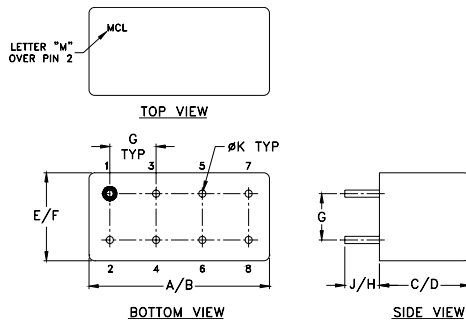
## Maximum Ratings

Operating Temperature	-55°C to 100°C
Storage Temperature	-55°C to 100°C
Power Input (as a splitter)	1W max.
Internal Dissipation	0.125W max.

## Pin Connections

SUMPORT	1
PORT 1	5
PORT 2	6
GROUND	2,3,4,7,8
CASE GROUND	2,3,4,7,8

## Outline Drawing



## Outline Dimensions (inch)

A	B	C	D	E	F
.770	.800	.285	.310	.370	.400
19.56	20.32	7.24	7.87	9.40	10.16

G	H	J	K	wt
.200	.20	.14	.031	grams
5.08	5.08	3.56	0.79	5.2

## Features

- low insertion loss, 0.2 dB typ.
- high isolation, 46 dB typ.
- excellent VSWR, 1.1:1 typ.
- rugged welded construction

## Applications

- VHF/UHF
- federal & defense communications
- amateur radio

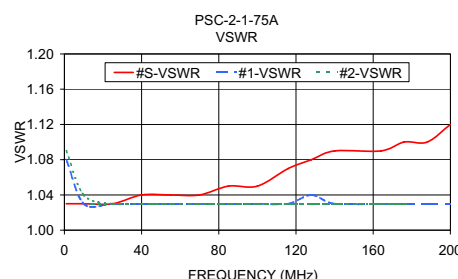
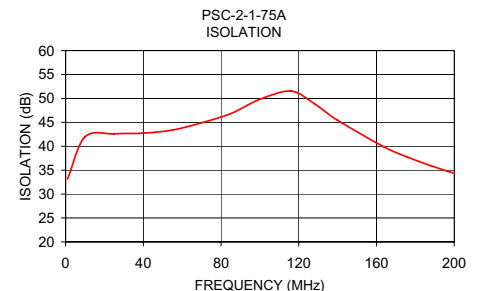
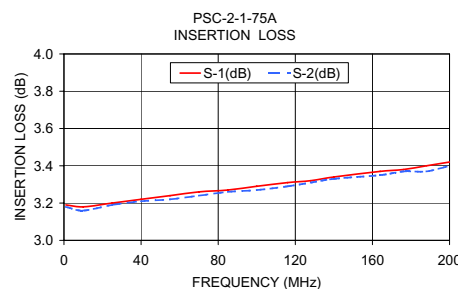
## Splitter Electrical Specifications

FREQ. RANGE (MHz)	ISOLATION (dB)						INSERTION LOSS (dB) ABOVE 3.0 dB						PHASE UNBALANCE (Degrees)			AMPLITUDE UNBALANCE (dB)		
	L		M		U		L		M		U		L		M		U	
	Typ.	Min	Typ.	Min	Typ.	Min	Typ.	Max.	Typ.	Max.	Typ.	Max.	Max.	Max.	Max.	Max.	Max.	Max.
1-200	35	27	46	35	36	25	0.1	0.3	0.2	0.4	0.35	0.6	1.0	1.0	2.0	0.1	0.15	0.15


L = low range [ $f_L$  to  $10 f_L$ ] M = mid range [ $10 f_L$  to  $f_U/2$ ] U = upper range [ $f_U/2$  to  $f_U$ ]  
VSWR typical 1.11 over total range of frequency, max. 1.2:1 for low and upper ranges, max. 1.15:1 for mid range.

## Typical Performance Data

Frequency (MHz)	Insertion Loss (dB)		Amplitude Unbalance (dB)	Isolation (dB)	Phase Unbalance (deg.)	VSWR S	VSWR 1	VSWR 2
	S-1	S-2						
1.00	3.19	3.18	0.01	33.14	0.06	1.03	1.08	1.09
10.00	3.18	3.16	0.02	41.97	0.01	1.03	1.03	1.04
25.00	3.20	3.19	0.01	42.59	0.03	1.03	1.03	1.03
40.00	3.22	3.21	0.01	42.74	0.02	1.04	1.03	1.03
55.00	3.24	3.22	0.01	43.38	0.04	1.04	1.03	1.03
70.00	3.26	3.24	0.02	44.92	0.07	1.04	1.03	1.03
85.00	3.27	3.26	0.01	46.83	0.05	1.05	1.03	1.03
100.00	3.29	3.27	0.02	49.83	0.06	1.05	1.03	1.03
116.00	3.31	3.29	0.01	51.54	0.09	1.07	1.03	1.03
128.00	3.32	3.31	0.01	48.91	0.09	1.08	1.04	1.03
140.00	3.34	3.33	0.01	45.42	0.07	1.09	1.03	1.03
164.00	3.37	3.35	0.02	39.83	0.04	1.09	1.03	1.03
176.00	3.38	3.37	0.02	37.72	0.10	1.10	1.03	1.03
188.00	3.40	3.37	0.02	35.92	0.14	1.10	1.03	1.03
200.00	3.42	3.40	0.02	34.34	0.13	1.12	1.03	1.03



## electrical schematic



**Mini-Circuits®**

Distribution Centers NORTH AMERICA 800-654-7949 • 417-335-5935 • Fax 417-335-5945 • EUROPE 44-1252-832600 • Fax 44-1252-837010

Mini-Circuits ISO 9001 & ISO 14001 Certified

INTERNET <http://www.minicircuits.com>

P.O. Box 350166, Brooklyn, New York 11235-0003 (718) 934-4500 Fax (718) 332-4661

REV. OR  
M94175  
PSC-2-1-75A  
HY/TD/CP  
060915