


Plug-In

Power Splitter/Combiner

PSC-2-11

2 Way-0° 50Ω

5 to 2000 MHz



CASE STYLE: A01
PRICE: \$39.20 ea. QTY (1-9)

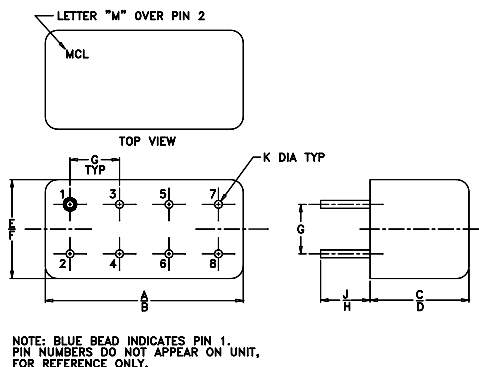
Maximum Ratings

Operating Temperature	-55°C to 100°C
Storage Temperature	-55°C to 100°C
Power Input (as a splitter)	0.5W max.
Internal Dissipation	0.125W max.

Pin Connections

SUM PORT	1
PORT 1	5
PORT 2	6
GROUND	2,3,4,7,8
CASE GROUND	2,3,4,7,8

Outline Drawing



Outline Dimensions (inch/mm)

A	B	C	D	E	F
.770	.800	.385	.400	.370	.400
19.56	20.32	9.78	10.16	9.40	10.16
G	H	J	K	wt	
.200	.20	.14	.031	grams	
5.08	5.08	3.56	0.79	5.2	

Features

- wideband, 5 to 2000 MHz
- low insertion loss, 0.6 dB typ.
- rugged welded construction

Applications

- VHF/UHF
- GPS
- satellite distribution
- cellular

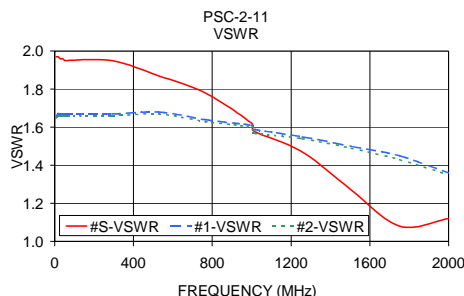
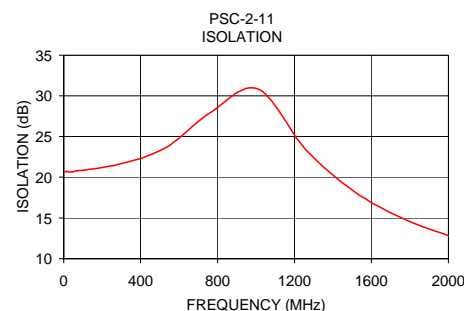
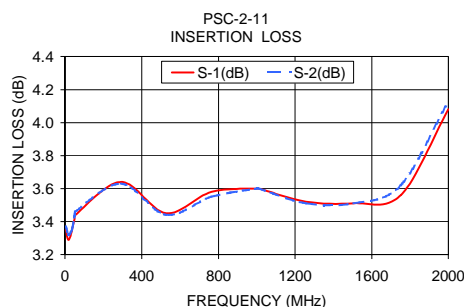
Splitter Electrical Specifications

FREQ. RANGE (MHz)	ISOLATION (dB)			INSERTION LOSS (dB) ABOVE 3.0 dB						PHASE UNBALANCE (Degrees)			AMPLITUDE UNBALANCE (dB)		
	L	M	U	L	M	U	L	M	U	L	M	U	L	M	U
f _L -f _U	Typ. Min.	Typ. Min.	Typ. Min.	Typ. Max.	Typ. Max.	Typ. Max.	Typ. Max.	Typ. Max.	Typ. Max.	Typ. Max.	Typ. Max.	Typ. Max.	Typ. Max.	Typ. Max.	Typ. Max.
5-2000	21	16	22	18	19	9	0.5	0.8	0.6	0.9	0.7	1.5	1.0	3.0	6.0

L = low range [f_L to 10 f_L] M = mid range [10 f_L to f_U/2] U = upper range [f_U/2 to f_U]

Typical Performance Data

Frequency (MHz)	Insertion Loss (dB) S-1	Insertion Loss (dB) S-2	Amplitude Unbalance (dB)	Isolation (dB)	VSWR S	VSWR 1	VSWR 2
5.00	3.35	3.37	0.02	20.64	1.97	1.65	1.65
16.25	3.29	3.32	0.02	20.72	1.97	1.67	1.66
27.50	3.31	3.33	0.02	20.63	1.96	1.67	1.66
38.75	3.36	3.36	0.00	20.62	1.96	1.67	1.66
50.00	3.42	3.44	0.02	20.68	1.95	1.67	1.66
55.00	3.44	3.46	0.03	20.72	1.95	1.67	1.66
291.25	3.64	3.63	0.01	21.61	1.95	1.67	1.66
527.50	3.45	3.44	0.01	23.58	1.87	1.68	1.67
763.75	3.58	3.55	0.03	27.96	1.78	1.64	1.63
1000.00	3.60	3.60	0.01	31.13	1.62	1.61	1.60
1010.00	3.60	3.60	0.01	30.84	1.58	1.59	1.57
1257.50	3.52	3.51	0.01	23.43	1.47	1.55	1.54
1505.00	3.51	3.51	0.00	18.34	1.27	1.50	1.49
1752.50	3.56	3.62	0.06	15.03	1.08	1.45	1.43
2000.00	4.08	4.13	0.04	12.81	1.12	1.36	1.35



electrical schematic



Mini-Circuits®

Distribution Centers NORTH AMERICA 800-654-7949 • 417-335-5935 • Fax 417-335-5945 • EUROPE 44-1252-832600 • Fax 44-1252-837010

Mini-Circuits ISO 9001 & ISO 14001 Certified

INTERNET <http://www.minicircuits.com>

P.O. Box 350166, Brooklyn, New York 11235-0003 (718) 934-4500 Fax (718) 332-4661

REV. OR
M94175
PSC-2-11
HY/TD/CP
060711