

# Blade Terminal & Special Purpose Fuses

## Low Voltage

### RoHS ATO® Fuse Fast-Acting Type



Designed and originated by Littelfuse for the automotive industry, the ATO fuse has become the original equipment circuit protection standard for foreign and domestic automobiles and trucks. Readily identifiable and easily replaced, this fuse can be specified for a variety of low voltage electronic applications.

#### ELECTRICAL CHARACTERISTICS:

% of Ampere Rating	Ampere Rating	Opening Time
110%	1–40 Amp	100 Hours <b>Minimum</b>
135%	1–2 Amp	.50 sec., <b>Min.</b> ; 600 sec., <b>Max.</b>
	3–40 Amp	.75 sec., <b>Min.</b> ; 600 sec., <b>Max.</b>
200%	1–2 Amp	.10 sec., <b>Min.</b> ; 5 sec., <b>Max.</b>
	3–40 Amp	.15 sec., <b>Min.</b> ; 5 sec., <b>Max.</b>
350%	1–2 Amp	.020 sec., <b>Min.</b> ; 0.5 sec., <b>Max.</b>
	3–40 Amp	.080 sec., <b>Min.</b> ; 0.5 sec., <b>Max.</b>

**AGENCY APPROVALS:** Listed by Underwriters Laboratories (1–40 amperes). Certified by CSA (3–30 amperes).

**DESIGN STANDARDS:** U.L. Standard for Automotive Blade Type Fuses. SAE (Society of Automotive Engineers) J1284.

#### PATENTED


**COLOR-CODING:** Autofuse® fuses are color-coded for easy amperage identification.

#### INTERRUPTING RATING:

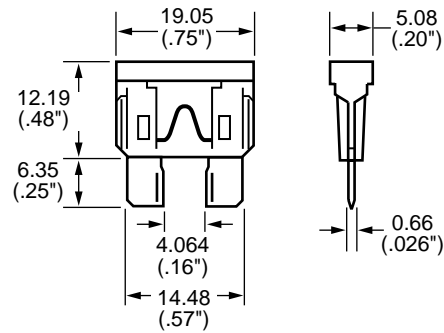
1000A @ 32VDC

#### ORDERING INFORMATION:

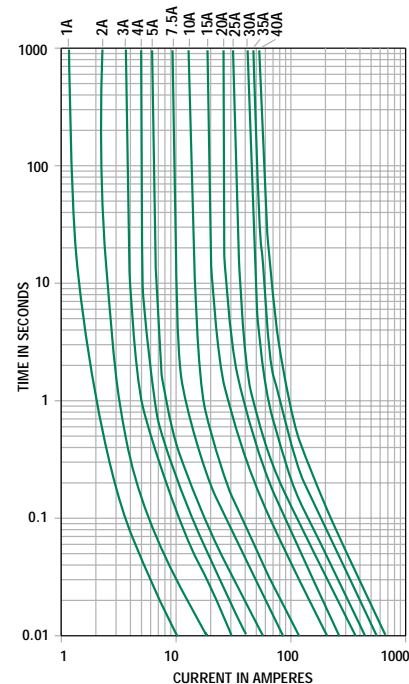
Catalog Number	Ampere Rating (A)	Voltage Rating (VDC)	Body Color Code	Nominal Cold Resistance Ohms	Minimum Melting I <sup>2</sup> t (A <sup>2</sup> Sec.)
257 001	1	32	Black	0.123	.4
257 002	2	32	Grey	0.050	1.4
257 003	3	32	Violet	0.031	7.4
257 004	4	32	Pink	0.023	14
257 005	5	32	Tan	0.018	26
257 07.5	7½	32	Brown	0.011	60
257 010	10	32	Red	0.0077	115
257 015	15	32	Blue	0.0048	340
257 020	20	32	Yellow	0.0033	520
257 025	25	32	Natural	0.0025	1080
257 030	30	32	Green	0.0019	1510
257 035	35	32	Blue Green	0.0016	2280
257 040	40	32	Orange	0.0014	3310



#### Reference Dimensions



#### Average Time Current Curves



Reference pg. 344, ATO® Fuse Clip for P.C. Board mounting.