

INTERNATIONAL RECTIFIER



16CPF & 16JPF SERIES

16 Amp Fast Recovery Dual Center Tap Rectifiers

Major Ratings and Characteristics

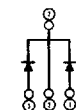
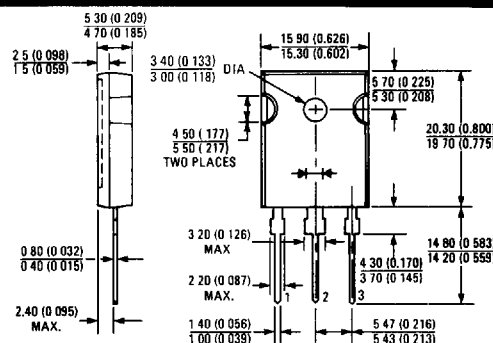
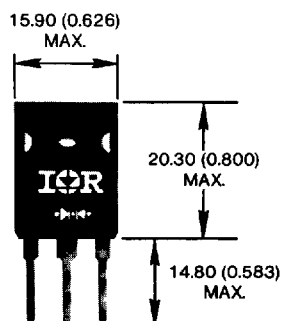
	16CPF10 16CPF20 16JPF10 16JPF20	16CPF30 16CPF40 16JPF30 16JPF40	Units
I_O	16		A
I_{FSM}	@ 50 Hz	120	A
	@ 60 Hz	126	
I^2_t	@ 50 Hz	72	A ² S
	@ 60 Hz	66	
t_{rr}	35	45	ns
T_J Range	-40 to 150		°C
V_{RRM} Range	100 & 200	300 & 400	V

Description/Features

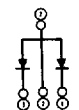
The 16CPF and the 16JPF Series of Fast Recovery Rectifiers are rated at 16 Amps and together provide both positive output and negative output. They are designed for application in switching and inverter power supplies and as free wheeling diodes (both sides tied together).

- Ultrafast 35 or 45 nanosecond maximum recovery time
- Glass passivated junctions
- Popular TO-247AA package
- High voltage capability, to 400 volts
- Low forward drop
- Supplied in both positive and negative output versions for single-phase bridge applications

CASE STYLE AND DIMENSIONS



16CPF SERIES



16JPF SERIES

- 1 - ANODE
2 - COMMON CATHODE
3 - ANODE

Conforms to JEDEC Outline TO-247AA
Dimensions in Millimeters and (Inches)

16CPF, 16JPF Series**VOLTAGE RATINGS**

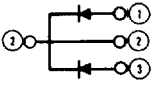
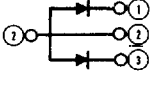
Part Numbers	V_{RRM} — Max. Repetitive Peak Reverse Voltage (V)	V_{RSM} — Max. Non-Repetitive Peak Reverse Voltage (V)
16CPF10	100	110
16JPF10		
16CPF20	200	220
16JPF20		
16CPF30	300	330
16JPF30		
16CPF40	400	440
16JPF40		

ELECTRICAL SPECIFICATIONS

		16CPF10 16CPF20 16JPF10 16JPF20	16CPF30 16CPF40 16JPF30 16JPF40	Units	Conditions
I_O	Max. average output current from center tap circuit	16		A	$T_C = 113^\circ\text{C}$
			16		$T_C = 109^\circ\text{C}$
I_{FSM}	Max. peak one cycle, non- repetitive surge current, per diode	120		A	50 Hz half cycle sine wave or 6 ms rectangular pulse
		126			60 Hz half cycle sine wave or 5 ms rectangular pulse
I^2_t	Max. I^2_t for fusing, per diode	72		A^2S	$t = 10 \text{ ms}$
		66			$t = 8.3 \text{ ms}$
V_{FM}	Max. peak forward voltage per diode	0.98	1.25	V	$T_J = 25^\circ\text{C}$ $I_{FM} = 8\text{A}$
I_{RM}	Max. peak reverse current per diode	25	30	μA	$T_J = 25^\circ\text{C}$ $V_{RM} = V_{RRM}$
t_{rr}	Max. reverse recovery time	35	45	ns	$T_J = 25^\circ\text{C}$ $I_{FM} = 8\text{A}$ $-di/dt = 50 \text{ A}/\mu\text{s}$

THERMAL-MECHANICAL SPECIFICATIONS

T_J	Max. operating junction temperature range	-40 to 150	$^\circ\text{C}$	
T_{stg}	Storage temperature range	-40 to 150	$^\circ\text{C}$	
R_{thJC}	Max. thermal resistance, dc, junction-to-case	2	deg. C/W	Based on power dissipated in both junctions
wt	Approximate weight	6.0 (0.21)	g (oz)	
	Recommended mounting torque	0.49 (4.4)	N•m/ (lbf-in.)	Typical screw mount
	Case Style	TO-247AC		

SERIES	POLARITY	
16CPF	FORWARD	
16JPF	REVERSE	

16CPF10 & 20, 16JPF10 & 20 Series

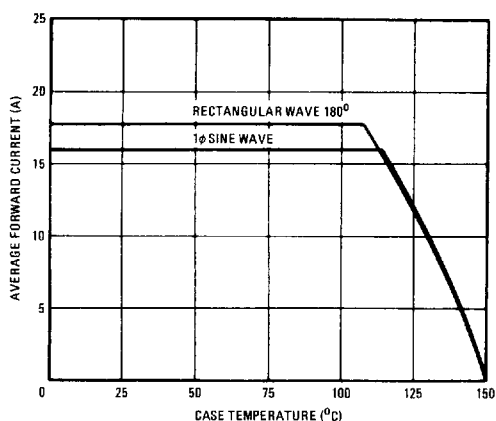


Fig. 1 - Average Forward Current Vs. Maximum Allowable Case Temperature

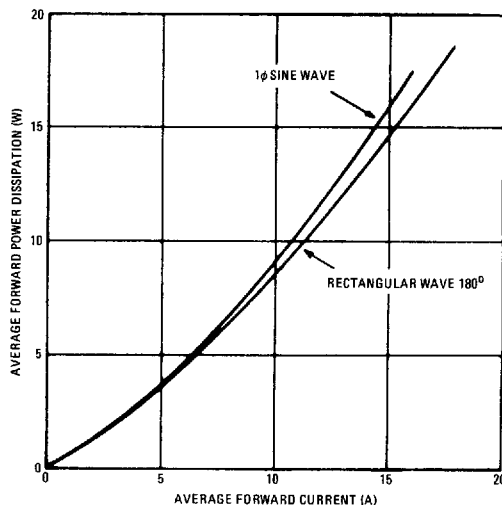


Fig. 2 - Average Forward Power Dissipation Vs. Average Forward Current

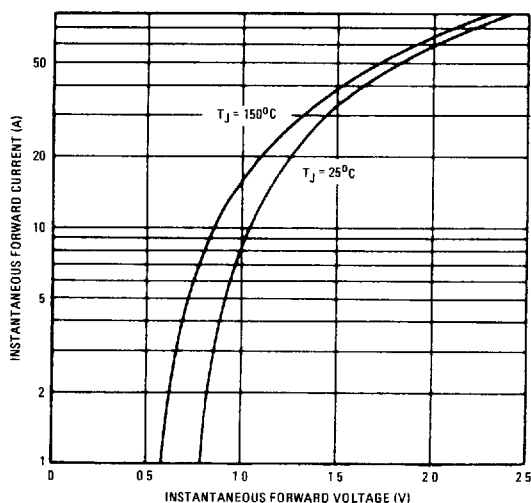


Fig. 3 - Maximum Instantaneous Forward Voltage Vs. Instantaneous Forward Current

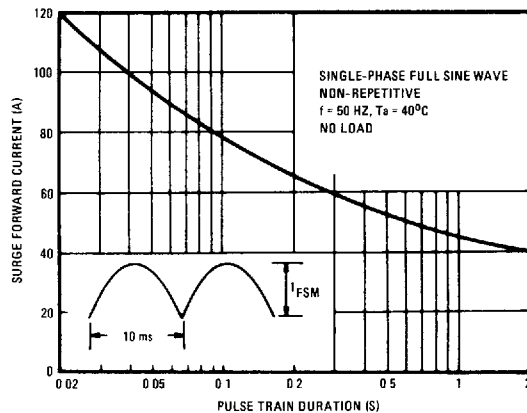


Fig. 4 - Maximum Non-Repetitive Surge Current Vs. Pulse Duration

16CPF30 & 40, 16JPF30 & 40 Series

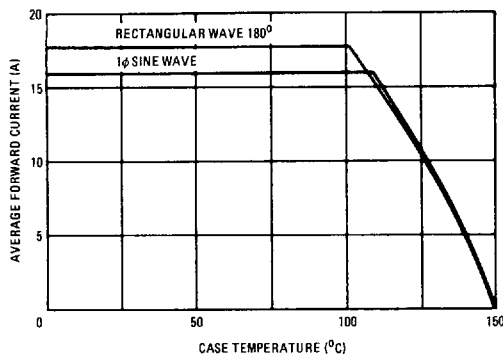


Fig. 5 - Average Forward Current Vs. Maximum Allowable Case Temperature

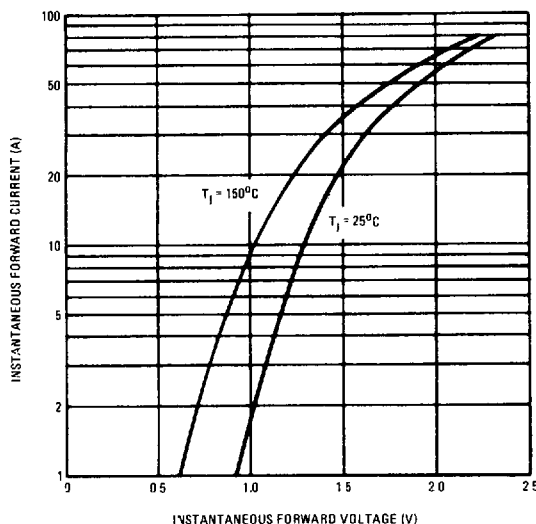


Fig. 7 - Maximum Instantaneous Forward Voltage Vs. Instantaneous Forward Current

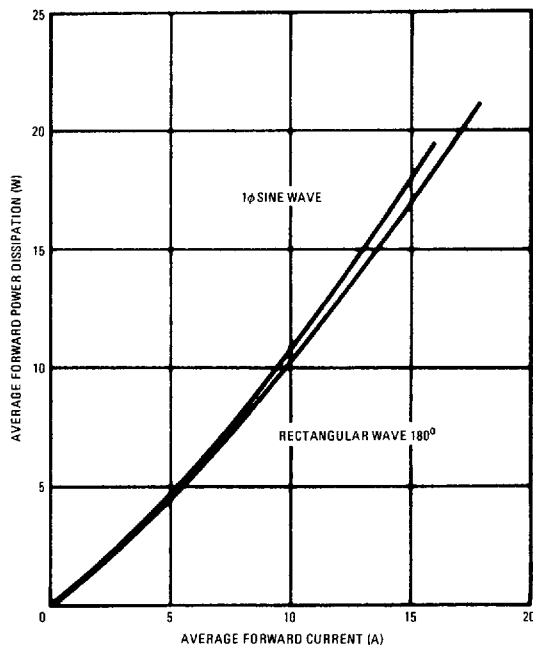


Fig. 6 - Average Forward Power Dissipation Vs. Average Forward Current

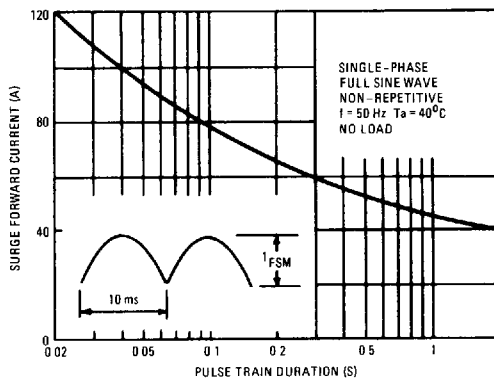


Fig. 8 - Maximum Non-Repetitive Surge Current Vs. Pulse Duration

International
IR Rectifier

U.S. WORLD HEADQUARTERS: 233 Kansas St., El Segundo, California 90245 Tel. (213) 772-2000 Tlx: 4720403
U.K. EUROPEAN HEADQUARTERS: Hurst Green, Oxted, Surrey RH8 9BB Tel. (088 33) 3215/4231 Tlx: 95219

IR CANADA: 101 Bentley St., Markham, Ontario L3R 3L1 Tel. (416) 475-1897, 280 Dorval Ave., Suite 201A, Dorval, Quebec H9S 3H4, Tel. (514) 631-4696 IR FRANCE: 123, rue de Petit Vaux, 91360 Epinay Sur Orge Tel. 33 1 64 54 83 29 IR GERMANY: Savignystasse 55, D-6000 Frankfurt/Main 1, Tel. (0611) 74 28 74 IR ITALY: Via Luglia 49, 10071 Bogaro Torino, Tel. (011) 470 1484 IR INDIA: International House, L.B.S. Marg, Vikhroli, Bombay 400-063, Tel. (022) 58 15 64 IR JAPAN: Daiichi Building, 23-7 Shinjuku 3-Chrome, Shinjuku-ku, Tokyo 160, Tel. (03) 354 8011 IR FAR EAST: 3-30-4 Nishi-Ikebukuro Toshima-ku, K&H Building 2F, Tokyo 171, Tel. (03) 9830641 U.S. Central Zone Office: 2100 Manchester Rd., Suite 501, Wheaton, IL 60187, Tel. (312) 690-7700 U.S. Eastern Zone Office: 71 Grand Ave. Palisades Park, NJ 07650, Tel. (201) 943-4554

Sales Offices, Agents and Distributors in Major Cities Throughout the World.

Date and specifications subject to change without notice.