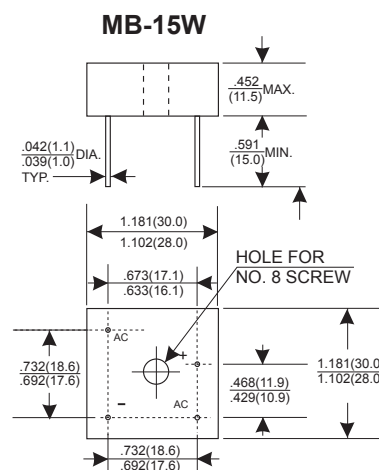


Io

- * Superior thermal design
- * 300 amperes surge capability
- * Mounting: Hole thru for #8 screw

15.0 Amperes



Dimensions in inches and (millimeters)

Rating 25°C ambient temperature unless otherwise specified.
Single phase half wave, 60Hz, resistive or inductive load.
For capacitive load, derate current by 20%.

[illegible]

RATING AND CHARACTERISTIC CURVES (MB1505W THRU MB1510W)

FIG.1-TYPICAL FORWARD CURRENT DERATING CURVE

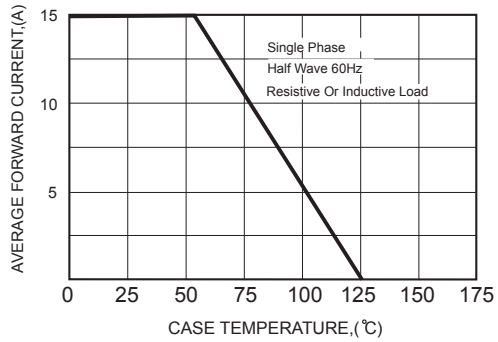


FIG.2-MAXIMUM NON-REPETITIVE FORWARD SURGE CURRENT

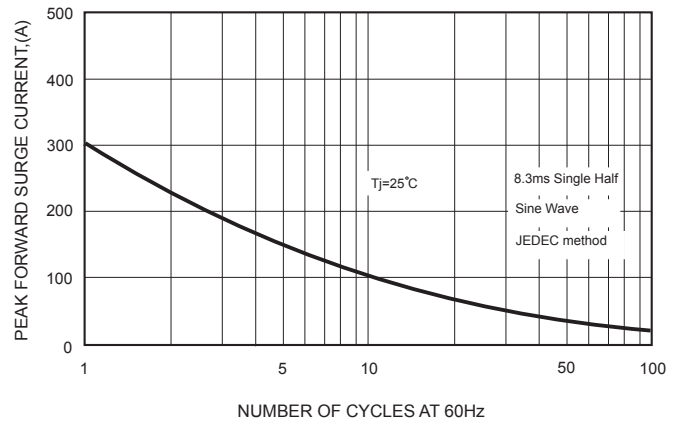


FIG.3-TYPICAL FORWARD CHARACTERISTICS

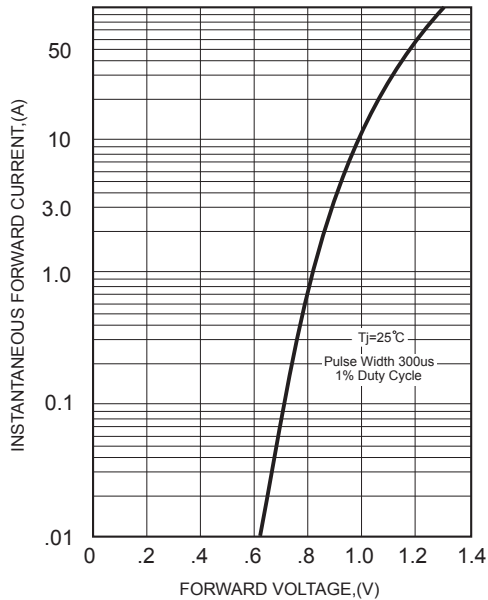


FIG.4-TYPICAL REVERSE CHARACTERISTICS

