

ECONOLINE - DC/DC-Converter

REC15-S/DRWB(Z) Ser., 15W, 2" x 2", Regul., Wide Input 2:1 & 4:1 (Single & Dual Output)

RECOM

Selection Guide

Part Number 2" x 2"	Input Voltage (VDC)	Output Voltage (VDC)	Output Current (mA)	Efficiency (%)
REC15-XX05SRWB	9-18, 18-36, 36-72	5	3000	77
REC15-XX12SRWB	9-18, 18-36, 36-72	12	1250	80
REC15-XX15SRWB	9-18, 18-36, 36-72	15	1000	80
REC15-XX24SRWB	9-18, 18-36, 36-72	24	625	81
REC15-XX05DRWB	9-18, 18-36, 36-72	±5	±1500	77
REC15-XX12DRWB	9-18, 18-36, 36-72	±12	±625	80
REC15-XX15DRWB	9-18, 18-36, 36-72	±15	±500	80
REC15-XX05SRWBZ	9-36, 18-72	5	3000	77
REC15-XX12SRWBZ	9-36, 18-72	12	1250	80
REC15-XX15SRWBZ	9-36, 18-72	15	1000	80
REC15-XX24SRWBZ	9-36, 18-72	24	625	77
REC15-XX05DRWBZ	9-36, 18-72	±5	±1500	80
REC15-XX12DRWBZ	9-36, 18-72	±12	±625	80
REC15-XX15DRWBZ	9-36, 18-72	±15	±500	79

XX = 9-18Vin = 12

XX = 18-36Vin = 24

XX = 36-72Vin = 48

XX = 9-36Vin = 24

XX = 18-72Vin = 48

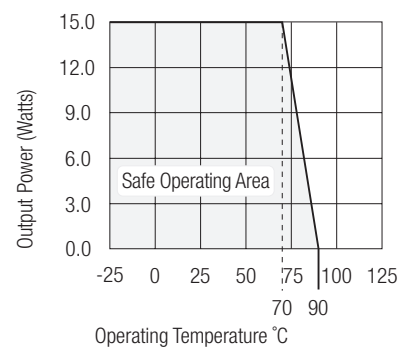


Features

- 15W 2" x 2" Package
- 9-18V, 18-36V, 36-72V and 9-36V, 18-72V Wide Input Range
- Short Circuit Protection
- Regulated Output
- UL94V-0 Package Material
- Efficiency to 80%

Specifications (Core Operating Area) and Operating Temperature / Derating-Graph

Voltage Setting Accuracy	±1% max.
Temperature Coefficient	±0.02%/°C
Ripple and Noise (20MHz BW)	100mVp-p max.
Line Regulation (HL-LL)	0.2% max.
Load Regulation (Rated Load to no Load)	0.05% max.
Voltage Stability (24 Hrs)	±0.5%
Short Circuit Protection	Continuous
Cooling	Free-Air Convection
Input Filter	Pi Network
Efficiency	75% min.
Isolation Voltage (Tested for 60 Seconds)	1.000VDC min.
Isolation Resistance	10 ⁹ ohms min.
Switching Frequency at Full Load	200kHz min.
Operating Temperature	-25°C to +70°C (see Graph)
Storage Temperature	-40°C to +100°C
Case Material	Metal Case



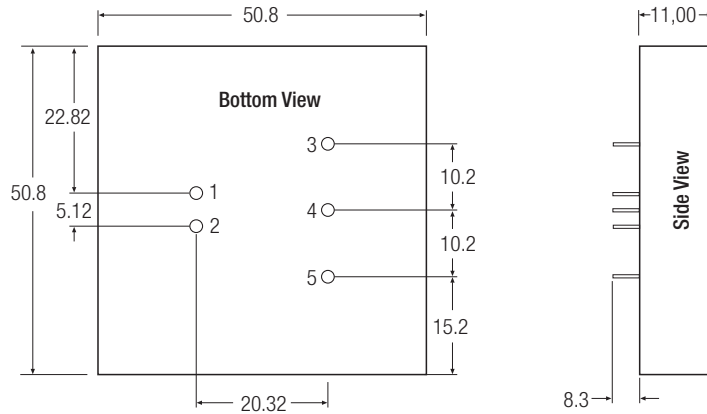
ECONOLINE - DC/DC-Converter

REC15-S/DRWB(Z) Ser., 15W, 2" x 2", Regul., Wide Input 2:1 & 4:1 (Single & Dual Output)

RECOM

Package Style and Pinning (mm)

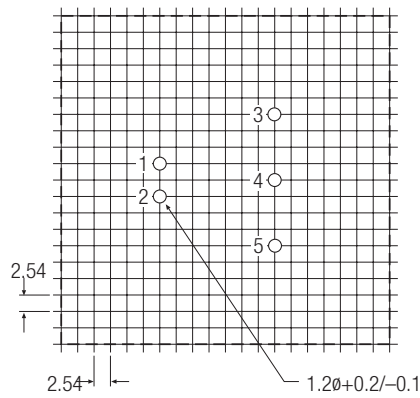
2" x 2" Package



Pin Connections

Pin #	Single	Dual
1	+Vin	+Vin
2	-Vin	-Vin
3	+Vout	+Vout
4	No Pin	Common
5	-Vout	-Vout

Recommended Footprint Details



XX.X ± 0.5 mm
XX.XX ± 0.25 mm