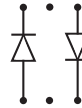


CMLSH05-4DO

**SURFACE MOUNT PICOmini™
DUAL ISOLATED, LOW V_F
OPPOSING SILICON
SCHOTTKY DIODES**

PICOmini™**SOT-563 CASE**

Central™

Semiconductor Corp.

DESCRIPTION:

The CENTRAL SEMICONDUCTOR CMLSH05-4DO consists of two (2) individual electrically isolated 40 volt Schottky Diodes with opposing polarity and packaged in a space saving SOT-563 surface mount case. This PICOmini™ device has been designed for applications requiring a low forward voltage drop.

MARKING CODE: CO4**MAXIMUM RATINGS:** (T_A=25°C)

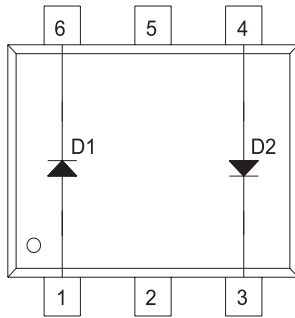
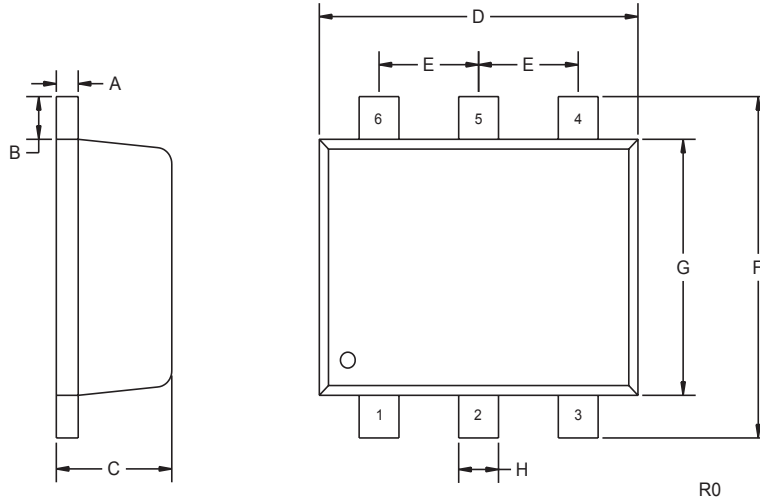
	SYMBOL		UNITS
Peak Repetitive Reverse Voltage	V _{RRM}	40	V
Continuous Forward Current	I _F	500	mA
Peak Repetitive Forward Current, tp ≤ 1ms	I _{FRM}	3.5	A
Forward Surge Current, tp=8ms	I _{FSM}	10	A
Power Dissipation	P _D	250	mW
Operating and Storage Junction Temperature	T _J , T _{stg}	-65 to +150	°C
Thermal Resistance	θ _{JA}	500	°C/W

ELECTRICAL CHARACTERISTICS PER DIODE: (T_A=25°C unless otherwise noted)

SYMBOL	TEST CONDITIONS	MIN	MAX	UNITS
I _R	V _R = 10V		20	μA
I _R	V _R = 30V		100	μA
B _{VR}	I _R = 500μA	40		V
V _F	I _F = 100μA		0.13	V
V _F	I _F = 1.0mA		0.21	V
V _F	I _F = 10mA		0.27	V
V _F	I _F = 100mA		0.35	V
V _F	I _F = 500mA		0.47	V
C _T	V _R = 1.0V, f=1.0 MHz		50	pF

R1 (27-January 2004)

SOT-563 CASE - MECHANICAL OUTLINE



SYMBOL	DIMENSIONS		MILLIMETERS	
	INCHES		MIN	MAX
A	0.004	0.007	0.10	0.18
B	0.008		0.20	
C	0.022	0.024	0.56	0.60
D	0.059	0.067	1.50	1.70
E	0.020		0.50	
F	0.061	0.067	1.55	1.70
G	0.047		1.20	
H	0.006	0.012	0.15	0.30

SOT-563 (REV: R0)

LEAD CODE:

- 1) ANODE D1
- 2) NC
- 3) CATHODE D2
- 4) ANODE D2
- 5) NC
- 6) CATHODE D1

MARKING CODE: CO4

R1 (27-January 2004)