

FEATURES

- Wide Temperature Performance at Full 1 Watt Load, -40°C to 85°C
- Lead Frame Technology
- CECC00802 Reflow (280°C)
- Single Isolated Output
- 1kVDC Isolation
- Efficiency to 78%
- Power Density 1.8W/cm³
- 3.3V, 5V & 12V Input
- 3.3V, 5V, 9V, 12V and 15V Output
- Footprint Over Pins 1.64cm²
- UL 94V-0 Package Material
- No Heatsink Required
- Internal SMD Construction
- Toroidal Magnetics
- Plastic Encapsulated
- MTF up to 2.9 Million Hours
- Custom Solutions Available
- Multi Layer Ceramic Capacitors
- Lead Free Compatible

DESCRIPTION

The NTE series of miniature surface mounted DC-DC Converters employ leadframe technology and transfer moulding techniques to bring all of the benefits of IC style packaging to hybrid circuitry. The devices are fully compatible with CECC00802 to 280°C which allows them to be placed and reflowed with IC's, thus reducing time and cost in production. The co-planarity of the pin positions is based upon IEC 191-6:1990. The devices are suitable for all applications where high volume production is envisaged.

SELECTION GUIDE

	Nominal Input Voltage	Output Voltage	Output Current	Input Current at Rated Load	Efficiency	Isolation Capacitance	MTTF ¹
OrderCode ⁵	(V)	(V)	(mA)	(mA)	(%)	(pF)	kHrs
NTE0303M	3.3	3.3	303	410	73	30	1234
NTE0305M	3.3	5	200	390	78	35	632
NTE0503M	5	3.3	303	270	74	40	619
NTE0505M	5	5	200	294	68	35	2418
NTE0505ME	5	5	200	260	77	40	419
NTE0509M	5	9	111	267	75	43	1174
NTE0512M	5	12	83	260	77	42	634
NTE0515M	5	15	66	256	78	44	360
NTE1205M	12	5	200	124	67	47	621
NTE1209M	12	9	111	114	73	77	488
NTE1212M	12	12	83	113	74	88	360
NTE1215M	12	15	66	111	75	95	252

When operated **with** additional external load capacitance the rise time of the input voltage will determine the maximum external capacitance value for guaranteed start up. The slower the rise time of the input voltage the greater the maximum value of the additional external capacitance for reliable start up.

INPUT CHARACTERISTICS

Parameter	Conditions	MIN	TYP	MAX	Units
Voltage Range	Continuous operation, 3.3V input types	2.97	3.30	3.63	V
	Continuous operation, 5V input types	4.5	5	5.5	
	Continuous operation, 12V input types	10.8	12	13.2	
Reflected Ripple Current			30	47	mA p-p

OUTPUT CHARACTERISTICS

Parameter	Conditions	MIN	TYP	MAX	Units
Rated Power ²	T _A = -40°C to 85°C			1.0	W
Voltage Set Point Accuracy	See tolerance envelope				
Line regulation	High V _{IN} to low V _{IN}		1.0	1.2	%/%
Load Regulation ³	10% load to rated load, 0303M, 0305M, 0503M, 0505ME		10	14	%
	10% load to rated load, 5V output types		12.8	15	
	10% load to rated load, 9V output types		8.3	9.0	
	10% load to rated load, 12V output types		6.8	7.5	
	10% load to rated load, 15V output types		6.3	7.0	
Ripple and Noise	BW=DC to 20MHz, 0303M, 0305M, 0503M, 0505ME types		40	60	mV p-p
	BW=DC to 20MHz, 5V output types		62	85	
	BW=DC to 20MHz, 9V output types		49	75	
	BW=DC to 20MHz, 12V output types		39	65	
	BW=DC to 20MHz, 15V output types		38	76	

ABSOLUTE MAXIMUM RATINGS

Short circuit duration ⁴	1second
Internal power dissipation	600mW
Lead temperature 1.5mm from case for 10 seconds	300°C
Input Voltage V _{IN} , NTE03 types	5.5V
Input Voltage V _{IN} , NTE05 types	7V
Input voltage V _{IN} , NTE12 types	15V

1 Calculated using MIL-HDBK-217F with nominal input voltage at full load.

2 See derating curve.

3 12V input types have typically 3% less load regulation change.

4 Supply voltage must be discontinued at the end of the short circuit duration.

5 If components are required in tape and reel format suffix order code with -R, e.g. NTE0505M-R

All specifications typical at T_A=25°C, nominal input voltage and rated output current unless otherwise specified.

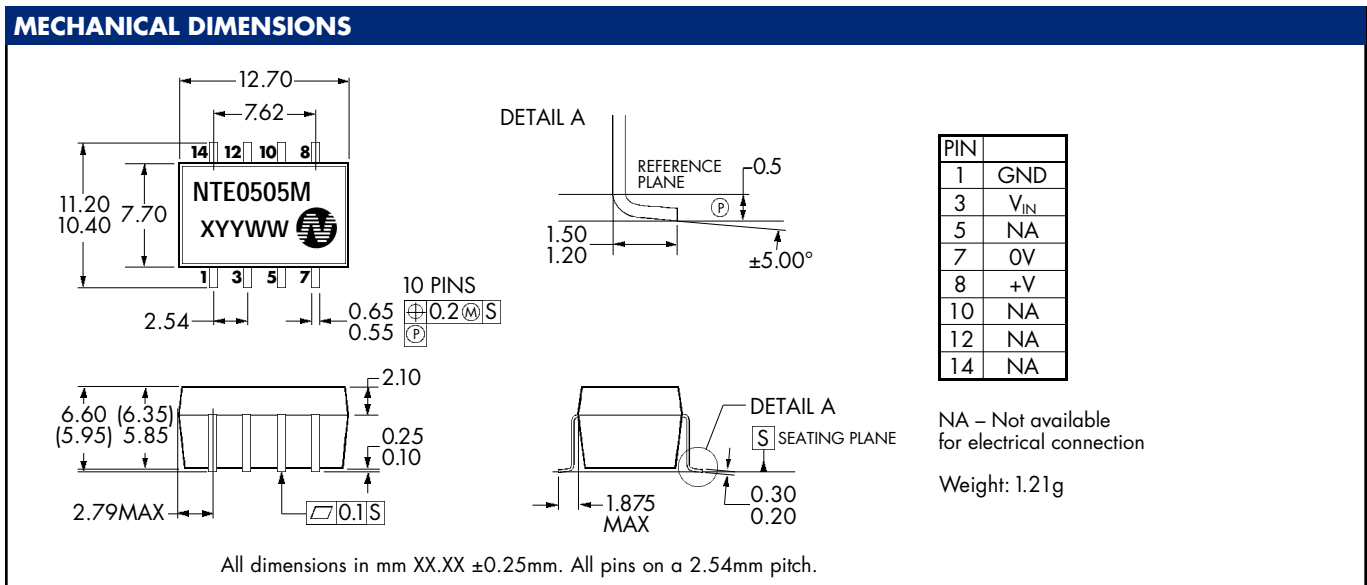
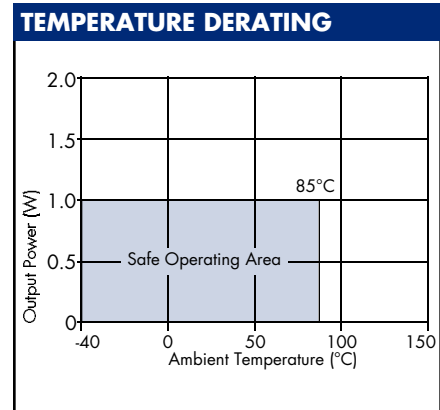
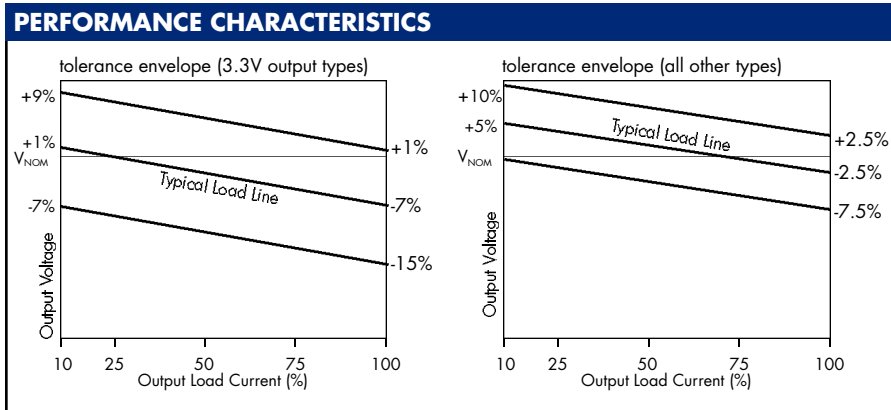
NTE SERIES

Isolated 1W Single Output SM DC-DC Converters

ISOLATION CHARACTERISTICS					
Parameter	Conditions	MIN	TYP	MAX	Units
Isolation Test Voltage	Flash tested for 1 second	1000			VDC
Resistance	Viso=1000VDC	10			G

GENERAL CHARACTERISTICS					
Parameter	Conditions	MIN	TYP	MAX	Units
Switching Frequency	All variants		110		kHz

TEMPERATURE CHARACTERISTICS					
Parameter	Conditions	MIN	TYP	MAX	Units
Specification	All output types	-40		85	°C
Storage		-55		125	°C
Case Temperature above ambient	0303M, 0305M, 0503M, 0505ME		30		°C
	0505M, 1205M		40		
	All other output types		40		
Cooling	Free air convection				



C&D Technologies (NCL) Limited reserve the right to alter or improve the specification, internal design or manufacturing process at any time, without notice. Please check with your supplier or visit our web site to ensure that you have the current and complete specification for your product before use.

© C&D Technologies (NCL) Limited 2001 NDC NTE.4

No part of this publication may be copied, transmitted or stored in a retrieval system or reproduced in any way including, but not limited to, photography, photocopy, magnetic or other recording means, without prior written permission from C&D Technologies (NCL) Limited.

Instructions for use are available from www.dc-dc.com

C&D Technologies (NCL) Ltd
Tanners Drive, Blakelands North
Milton Keynes MK14 5BU, England
Tel: +44 (0)1908 615232
Fax: +44 (0)1908 617545
email: info@cdechno-ncl.com

[www: http://www.dc-dc.com](http://www.dc-dc.com)

C&D Technologies (NCL), Inc.
5816 Creedmoor Road, Raleigh
NC 27612, USA
Tel: +1 (919) 571-9405
Fax: +1 (919) 571-9262
email: info@us.cdechno-ncl.com